



BRAZZEN

RURAL PRODUCTS

HORSE & DOG PRODUCTS



2025

www.brazzen.com.au

Animal Shelter Index

HS3/3	3m Horse Shelter Basic Design - With Roof, No Mesh, No Sheet, No Front Panel/Gate, No Foot Pegs
HS3/3/M	3m Horse Shelter - With Mesh, With Roof, No Sheet, No Front Panel/Gate, No Foot Pegs
HS3/3/S	3m Horse Shelter Basic Design - With Roof, With Sheet, No Front Panel/Gate, No Foot Pegs
HS3/3/M/S	3m Horse Shelter - With Mesh, With Sheet, With Roof, No Front Panel/Gate, No Foot Pegs
HS3/3/M/SP	3m Horse Shelter - With Mesh, With Steel Panel & Gate, With Roof, No Sheet, No Foot Pegs
HS3/3/S/SP	3m Horse Shelter - With Sheet, With Steel Panel & Gate, With Roof, No Mesh, No Foot Pegs
HS3/3/M/S/SP	3m Horse Shelter - With Mesh, With Sheet, With Steel Panel & Gate, With Roof, No Foot Pegs
HS3/3/M/PP	3m Horse Shelter - With Mesh, With Plywood Panel & Gate, With Roof, No Sheet, No Foot Pegs
HS3/3/S/PP	3m Horse Shelter - With Sheet, With Plywood Panel & Gate, With Roof, No Mesh, No Foot Pegs
HS3/3/M/S/PP	3m Horse Shelter - With Mesh, With Sheet, With Plywood Panel And Gate, With Roof, No Foot Pegs
HS4/4	4m Horse Shelter Basic Design - With Roof, No Mesh, No Sheet, No Front Panel/Gate, No Foot Pegs
HS4/4/M	4m Horse Shelter - With Mesh, With Roof, No Sheet, No Front Panel/Gate, No Foot Pegs
HS4/4/S	4m Horse Shelter Basic Design - With Roof, With Sheet, No Mesh, No Front Panel/Gate, No Foot Pegs
HS4/4/M/S	4m Horse Shelter - With Mesh, With Sheet, With Roof, No Front Panel/Gate, No Foot Pegs
HS4/4/M/SP	4m Horse Shelter - With Mesh, With Steel Panel & Gate, With Roof, No Sheet, No Foot Pegs
HS4/4/S/SP	4m Horse Shelter - With Sheet, With Steel Panel & Gate, With Roof, No Mesh, No Foot Pegs
HS4/4/M/S/SP	4m Horse Shelter - With Mesh, With Sheet, With Steel Panel & Gate, With Roof, No Foot Pegs
HS4/4/M/PP	4m Horse Shelter - With Mesh, With Plywood Panel & Gate, With Roof, No Sheet, No Foot Pegs
HS4/4/S/PP	4m Horse Shelter - With Sheet, With Plywood Panel & Gate, With Roof, No Mesh, No Foot Pegs
HS4/4/M/S/PP	4m Horse Shelter - With Mesh, With Sheet With Plywood Panel & Gate, With Roof, No Foot Pegs
HS4/8	4x8m Horse Shelter Basic Design - With Roof, No Mesh, No Sheet, No Front Panel/Gate, No Foot Pegs
HS4/8/M	4x8m Horse Shelter - With Mesh, With Roof, No Sheet, No Front Panel/Gate, No Foot Pegs
HS4/8/S	4x8m Horse Shelter Basic Design - With Roof, With Sheet, No Mesh, No Front Panel/Gate, No Foot Pegs
HS4/8/M/S	4x8m Horse Shelter - With Mesh, With Sheet, With Roof, No Front Panel/Gate, No Foot Pegs
HS4/8/M/S/SP	4x8m Horse Shelter - With Mesh, With Sheet, With Steel Panel & Gate, With Roof, No Foot Pegs
HS4/8/S/SP	4x8m Horse Shelter - With Sheet, With Steel Panel & Gate, With Roof, No Mesh, No Foot Pegs
HS4/8/M/S/SP	4x8m Horse Shelter - With Mesh, With Sheet, With Steel Panel & Gate, With Roof, No Sheet, No Foot Pegs
HS4/8/M/PP	4x8m Horse Shelter - With Mesh, With Plywood Panel & Gate, With Roof, No Sheet, No Foot Pegs
HS4/8/S/PP	4x8m Horse Shelter - With Sheet, With Plywood Panel & Gate, With Roof, No Mesh, No Foot Pegs
HS4/8/M/S/PP	4x8m Horse Shelter - With Mesh, With Sheet, With Plywood Panel & Gate, With Roof, No Foot Pegs

Animal/Horse SHELTER

DOUBLE ANIMAL/HORSE SHELTER

- Suitable shelter for animals, stock feed and machinery
- Providing shelter along with air flow for all conditions
- Lined with heavy duty marine ply to protect stock from injury
- Supplied in flat pack
- Anchor plates so you can bolt the shelter down
- Handy lugs on the front so you can attach a gate/s



HS3/3 SINGLE ANIMAL/HORSE SHELTER

CONFIGURATION OPTIONS:

1. Basic Design with Roof, No Mesh, No Sheet, No Front Panel/Gate
2. With Mesh
3. With Mesh with Sheet
4. With Mesh with Steel Gate/Panel
5. With Sheet with Steel Gate/Panel
6. With Mesh with Sheet With Steel Gate/Panel
7. With Mesh with Plywood Panel & Gate
8. With Sheet with Plywood Panel & Gate
9. With Mesh with Sheet With Plywood Panel & Gate
10. Foot Pegs Are Optional

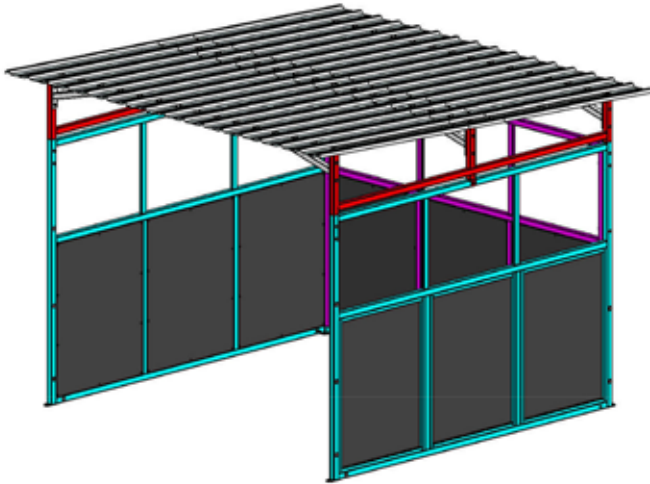


		Width	Depth	Height	Weight
3m Horse Shelter - Single	HS3/3	3000(9'10")	3000(9'10")	2680(8'9")	465kg(1025lb)
4m Horse Shelter - Single	HS4/4	4000(13'1")	4000(13'1")	2680(8'9")	673kg(1484lb)

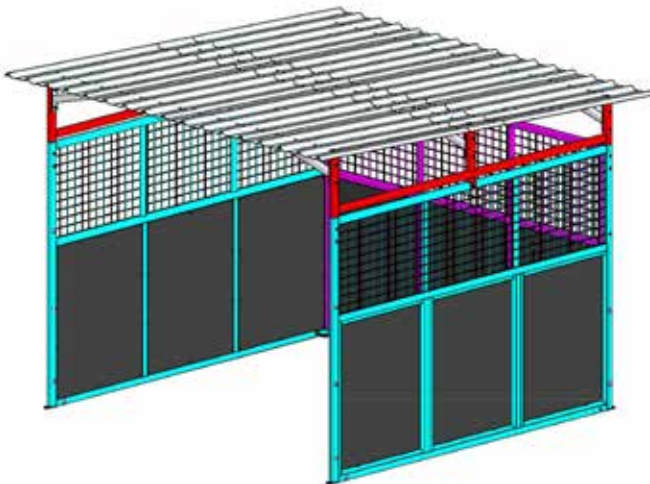
Please check with us for other configuration item codes.

3M HORSE SHELTER

HS3/3 - With Roof, No Mesh , No Sheet,
No Front Panel/Gate, No Foot Pegs

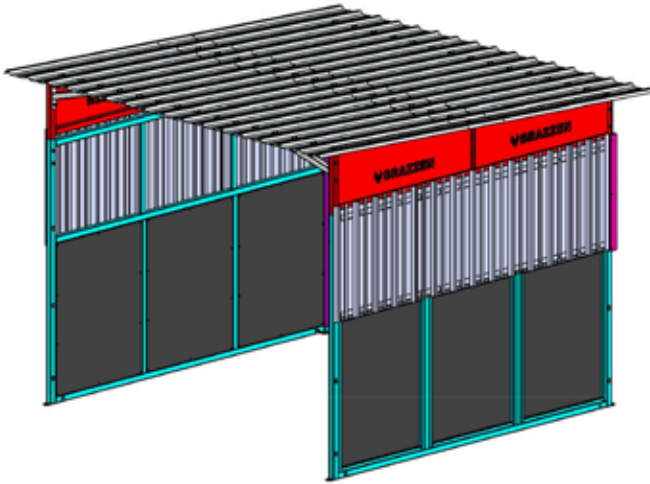


HS3/3/M - With Mesh, With Roof,
No Sheet, No Front Panel/Gate, No Foot Pegs

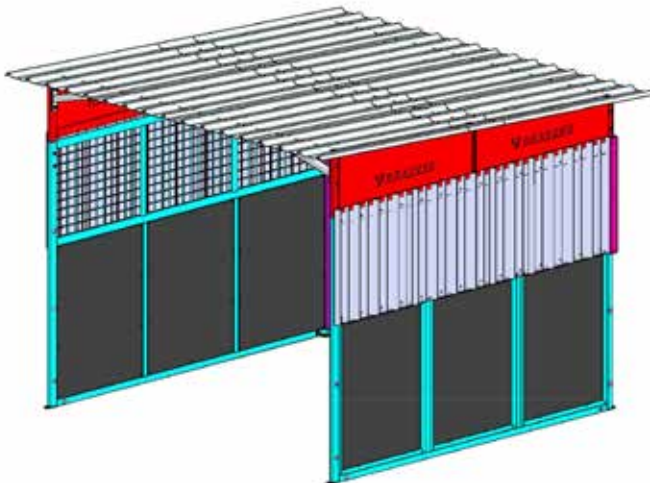


3M HORSE SHELTER

***HS3/3/S - With Roof, With Sheet,
No Front Panel/Gate, No Foot Pegs***

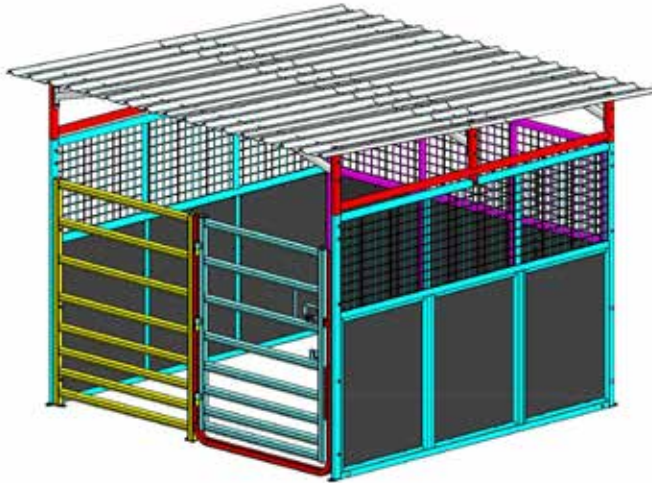


***HS3/3/M/S - With Mesh, With Sheet,
With Roof, No Front Panel/Gate, No Foot Pegs***

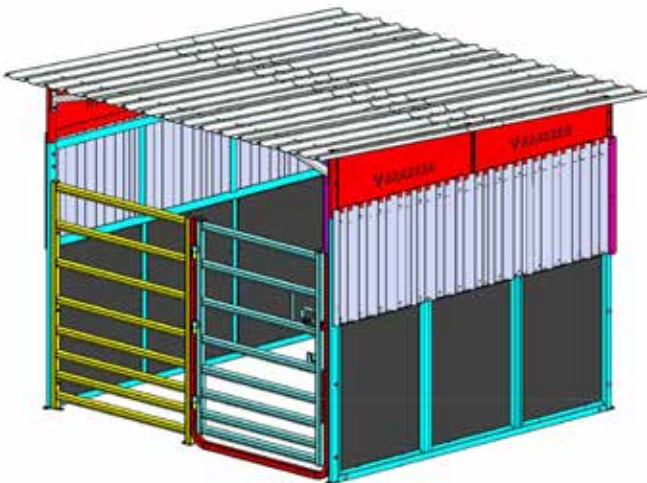


3M HORSE SHELTER

***HS3/3/M/SP - With Mesh, With Steel
Panel & Gate, With Roof, No Sheet, No Foot Pegs***

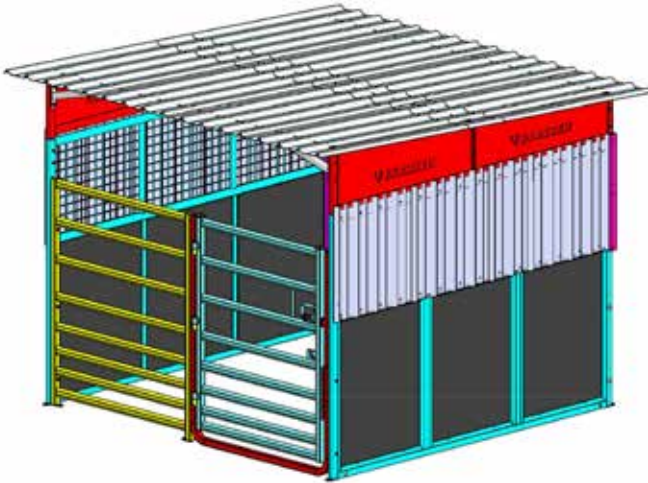


***HS3/3/S/SP - With Sheet, With Steel
Panel & Gate, With Roof, No Mesh, No Foot Pegs***

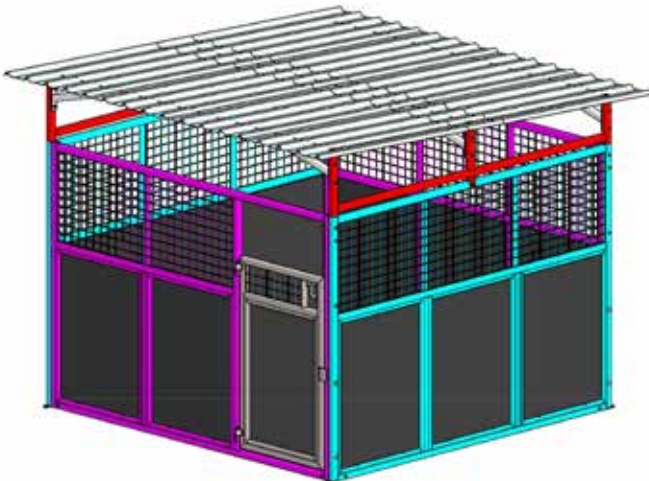


3M HORSE SHELTER

***HS3/3/M/S/SP - With Mesh ,With Sheet,
With Steel Panel & Gate, With Roof, No Foot Pegs***

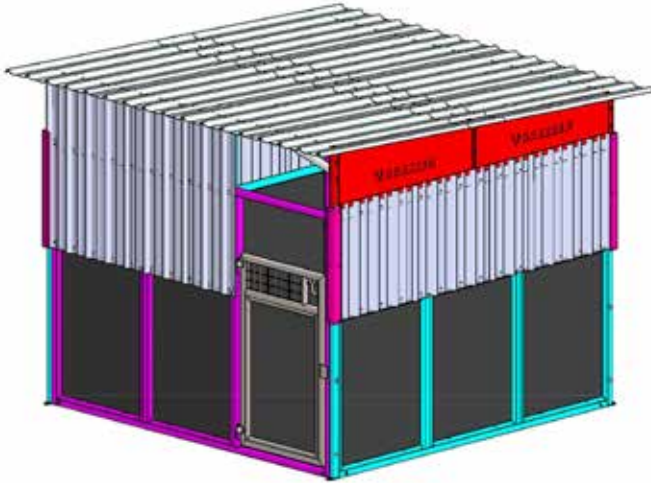


***HS3/3/M/PP - With Mesh, With Plywood
Panel & Gate, With Roof , No Sheet, No Foot Pegs***

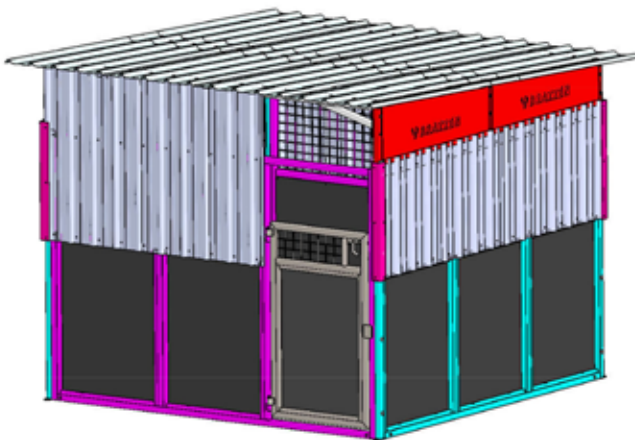


3M HORSE SHELTER

HS3/3/S/PP - With Sheet, With Plywood Panel And Gate, With Roof , No Mesh, No Foot Pegs

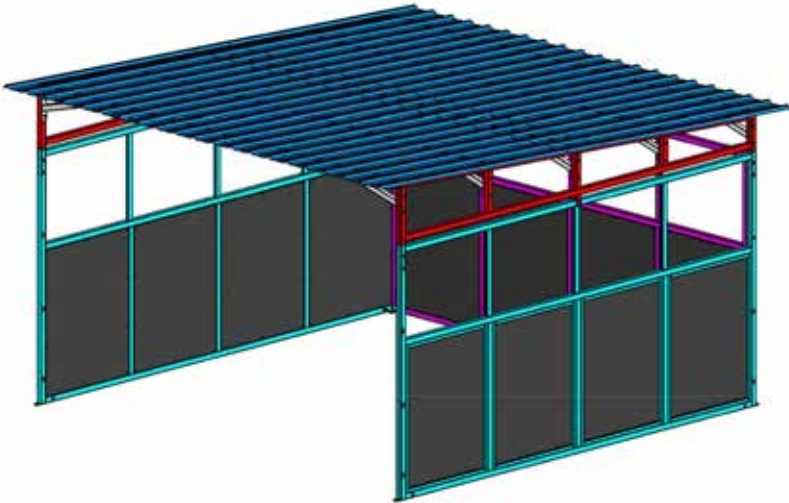


HS3/3/M/S/PP - With Mesh, With Sheet, With Plywood Panel And Gate, With Roof, No Foot Pegs

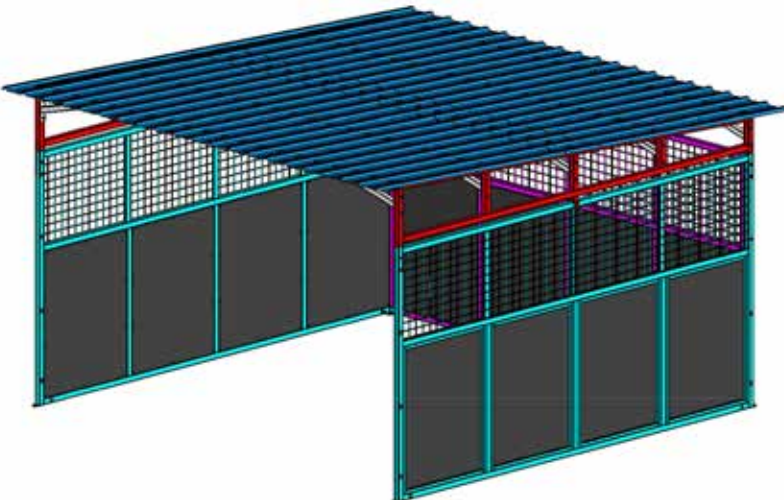


4M HORSE SHELTER

HS4/4 - With Roof, No Mesh , No Sheet,
No Front Panel/Gate, No Foot Pegs

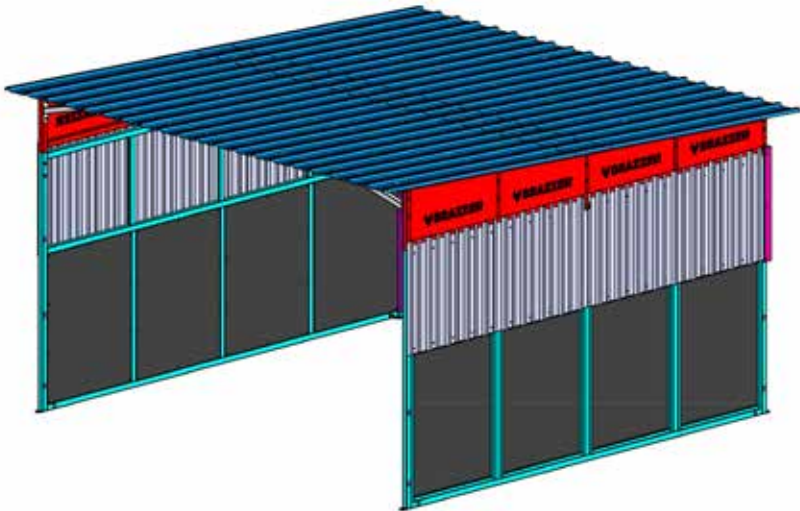


HS4/4/M - With Mesh, With Roof, No Sheet,
No Front Panel/Gate, No Foot Pegs

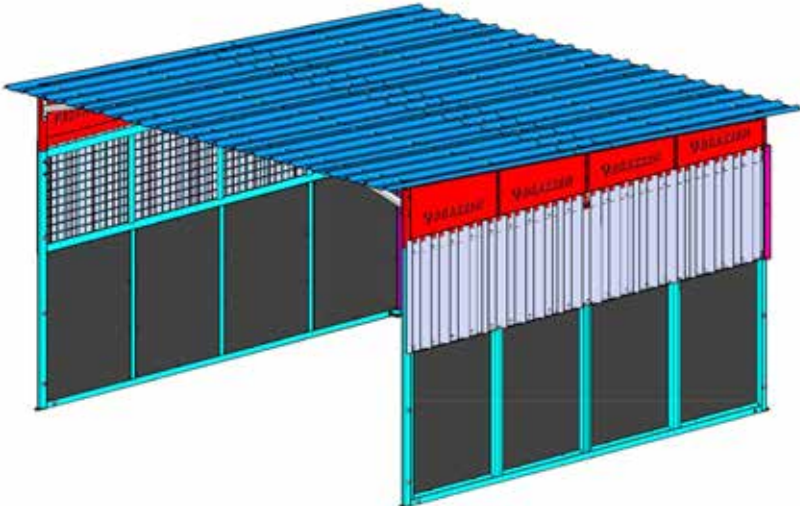


4M HORSE SHELTER

***HS4/4/S - With Roof, With Sheet, No Mesh,
No Front Panel/Gate, No Foot Pegs***

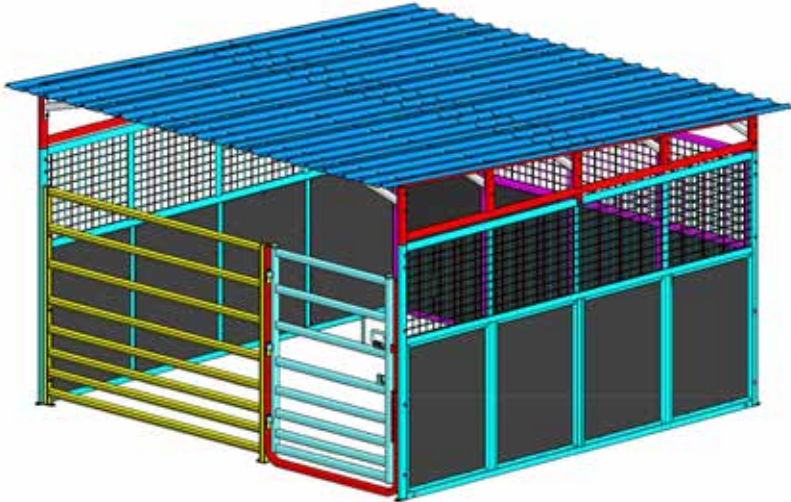


***HS4/4/M/S - With Mesh, With Sheet,
With Roof, No Front Panel/Gate, No Foot Pegs***

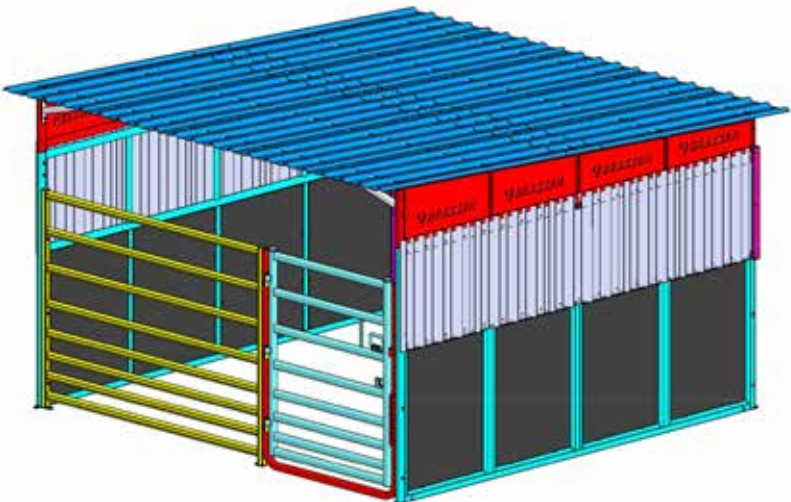


4M HORSE SHELTER

HS4/4/M/SP - With Mesh, With Steel Panel & Gate, With Roof, No Sheet, No Foot Pegs

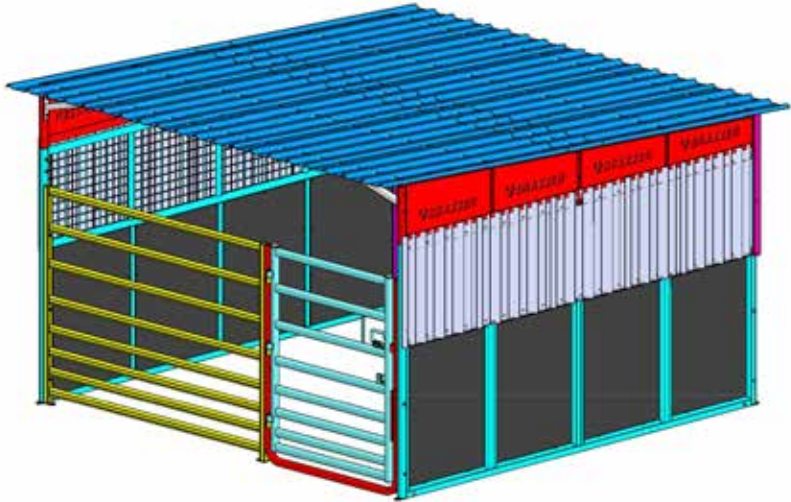


HS4/4/S/SP - With Sheet, With Steel Panel & Gate, With Roof, No Mesh, No Foot Pegs

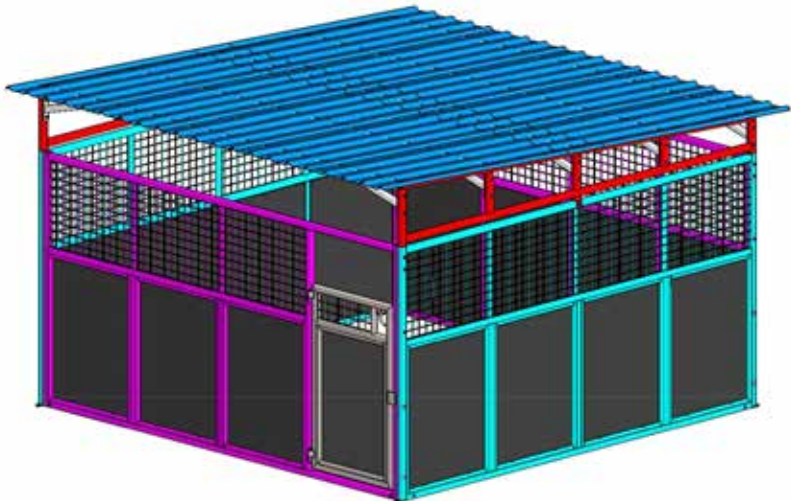


4M HORSE SHELTER

HS4/4/M/S/SP - With Mesh, With Sheet , With Steel Panel & Gate, With Roof, No Foot Pegs

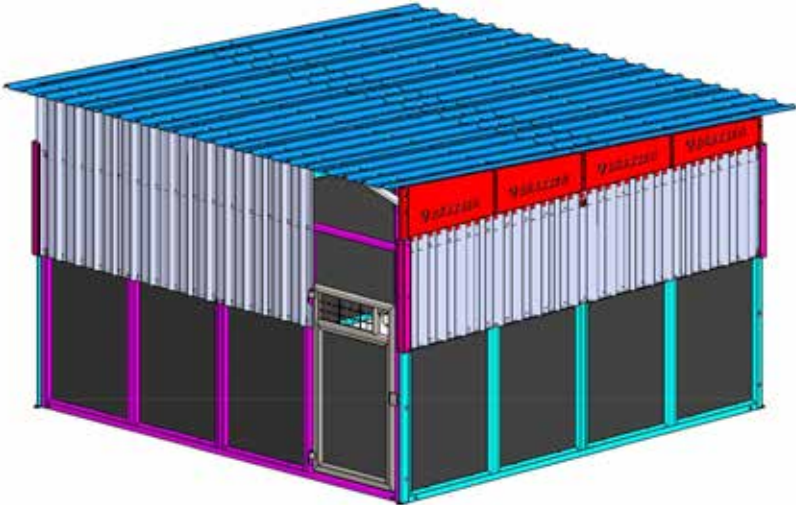


HS4/4/M/PP - With Mesh, With Plywood Panel & Gate, With Roof, No Sheet, No Foot Pegs

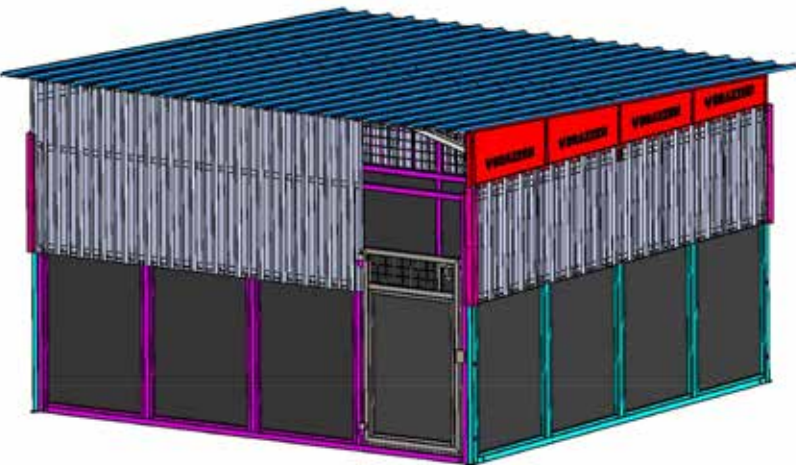


4M HORSE SHELTER

HS4/4/S/PP - With Sheet, With Plywood Panel & Gate, With Roof, No Mesh, No Foot Pegs

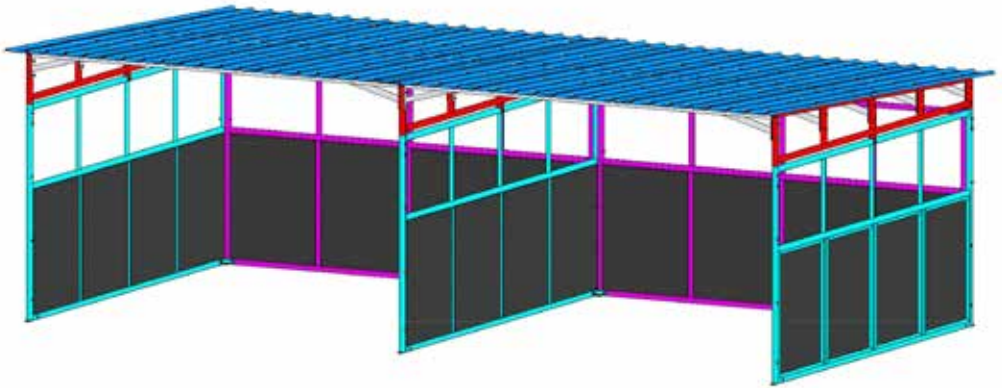


HS4/4/M/S/PP - With Mesh, With Sheet With Plywood Panel & Gate, With Roof, No Foot Pegs

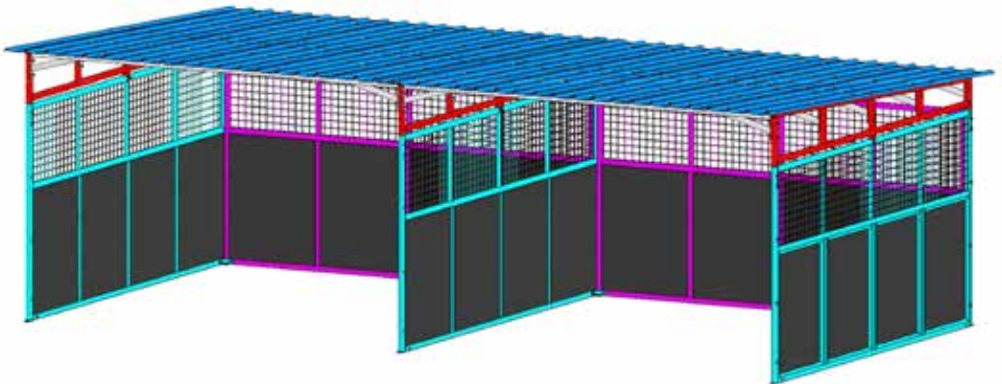


4M DOUBLE HORSE SHELTER

***HS4/8 - With Roof, No Mesh, No Sheet,
No Front Panel/Gate, No Foot Pegs***

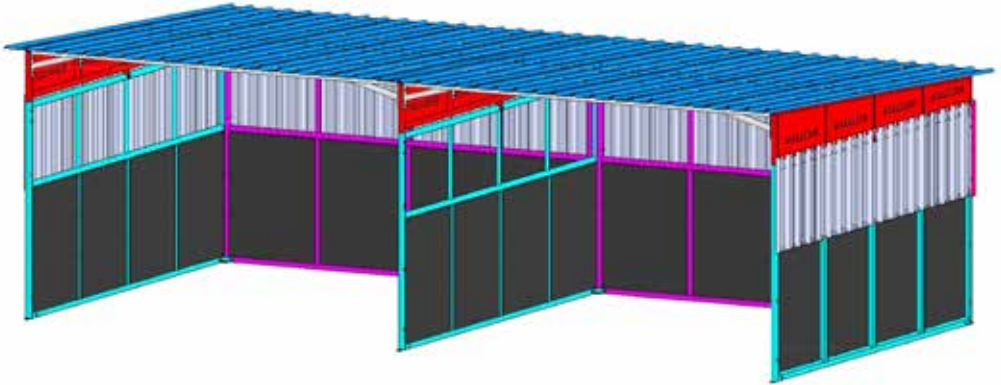


***HS4/8/M - With Mesh, With Roof, No Sheet,
No Front Panel/Gate, No Foot Pegs***

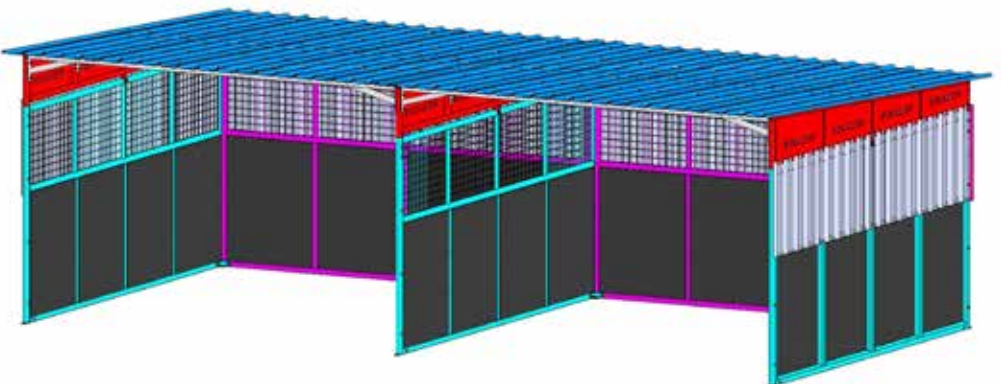


4M DOUBLE HORSE SHELTER

***HS4/8/S - With Roof, With Sheet, No Mesh,
No Front Panel/Gate, No Foot Pegs***

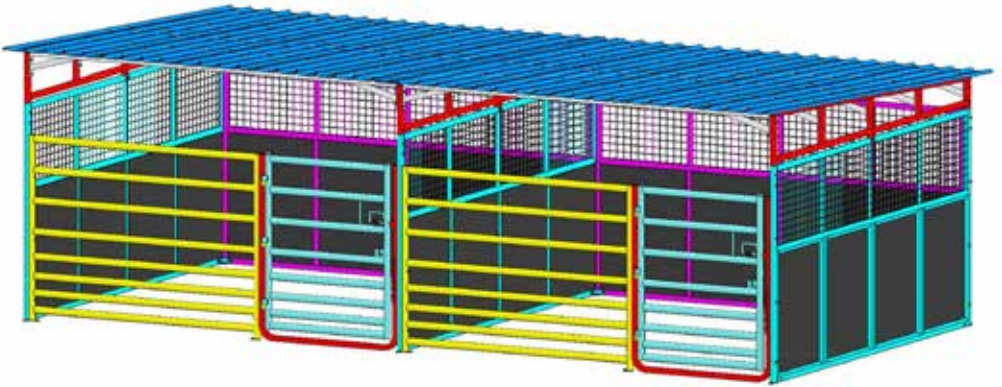


***HS4/8/M/S - With Mesh, With Sheet,
With Roof, No Front Panel/Gate, No Foot Pegs***

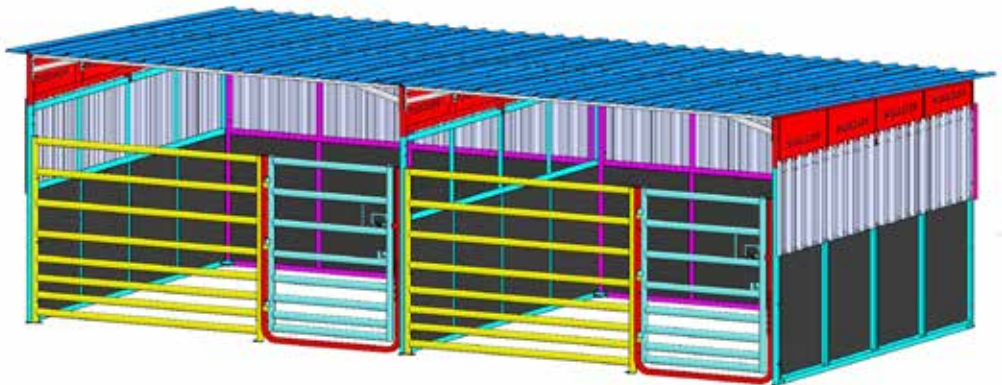


4M DOUBLE HORSE SHELTER

HS4/8/M/SP - With Mesh, With Sheet, With Steel Panel & Gate, With Roof, No Foot Pegs

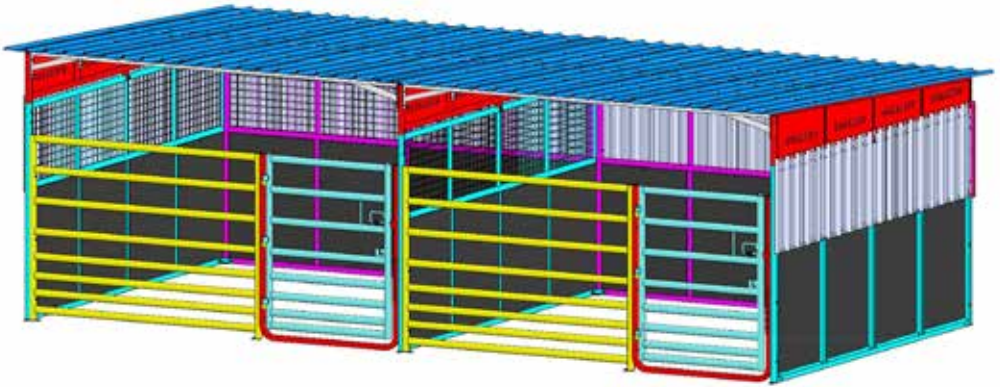


HS4/8/S/SP - With Sheet, With Steel Panel & Gate, With Roof, No Mesh, No Foot Pegs

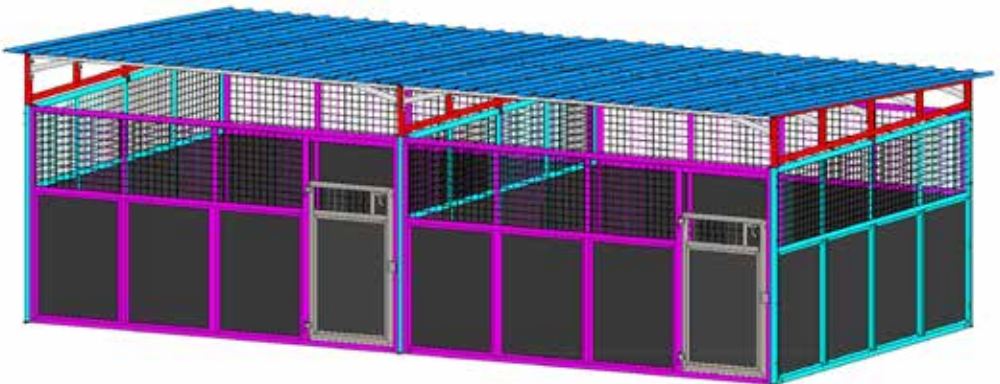


4M DOUBLE HORSE SHELTER

HS4/8/M/S/SP - With Mesh, With Sheet, With Steel Panel & Gate, With Roof, No Sheet, No Foot Pegs

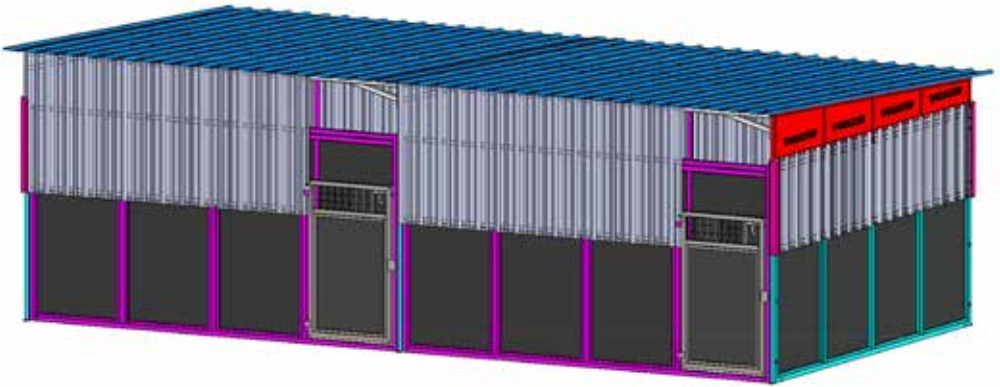


HS4/8/M/PP - With Mesh, With Plywood Panel & Gate, With Roof, No Sheet, No Foot Pegs

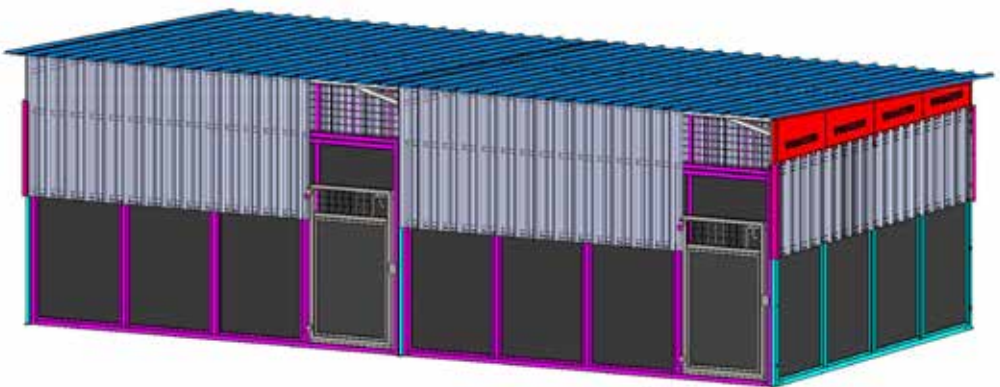


4M DOUBLE HORSE SHELTER

***HS4/8/S/PP - With Sheet, With Plywood Panel
& Gate, With Roof, No Mesh, No Foot Pegs***



***HS4/8/M/S/PP- With Mesh, With Sheet, With
Plywood Panel And Gate, With Roof, No Foot Pegs***



USA HORSE SHELTER

HS12F HORSE STALL

- Suitable shelters for animals, stock feed and machinery
- Providing shelter along with air flow for all conditions
- Supplied in flat pack, with modular function
- Handy lugs on the front so you can attach a gate/s.



		Width	Depth	Height	Weight
Horse Stall	HS12F	3658mm(12')	3658mm(12')	3048(10')	469.5kg(1853lb)

Dog PENS

RAISED DOG PENS

Standard Dog Pens

- Available in single and double in both standard and raised
- Raised flooring composite boards with drainage gaps
- Sturdy construction and design
- Providing great protection for your pets

Materials:


Frame 30 x 30 x 1.6mm galvanised tube

Mesh: 25 x 84mm with 3mm diameter

Hot dip galvanised



DCSR



DCDR



		Depth	Width	Height	Weight
Single Raised Dog Pen	DCSR	2300(7'6")	1104(3'7")	1688(5'6")	168kg(370lb)
Double Raised Dog Pen	DCDR	2300(7'6")	2100(6'10")	1688(5'6")	368kg(811lb)
Single Raised Dog Pen Budget	DCBSR	2200(7'2")	1090(3'6")	1645(5'4")	
Double Raised Dog Pen Budget	DCBDR	2200(7'2")	2105(6'10")	1645(5'4")	



Budget Raised Dog Pens

- No back door
- FRP (Fiber glass grating floor)
- Designed as modular, it can be set up into a single pen, double pen, triple pen, etc...
- Detachable mid-wall
- Comes in Flat pack version
- Anti-UV Trim Deck and flashing provided

STANDARD DOG PENS



STANDARD SINGLE



STANDARD DOUBLE

	Depth	Width	Height	Weight
DCS	3660(12')	2150(7')	1830(6')	178kg(392lb)
DCD	3660(12')	2400(7'10")	1830(6')	278kg(613lb)